

SALT CHLORINATOR

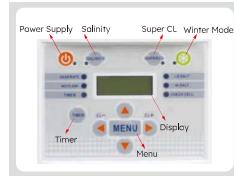
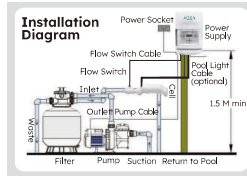
QSS Intelligent Control. Safe and Reliable
Disinfection Method for Swimming Pool.

- Environment Temperature: 0°C-50°C.
- Environment Humidity: ≤85%.
- Well Ventilated.
- Away from other heat sources.
- Input Power: 220V/50Hz.

Salt Standard: salt content of pool water up to 3600PPM or more. It means 10,000 liters of pool water need to add not less than 36kg of pure salt.

Display the percentage of electrolytic yield, electrode voltage, electrode current and water salinity.

- You can set the operation time of the chlorinator, three time period a day can be set to automatically run, can be full-load operation, one key ECO energy-saving operation.
- Small and easy to install, you only need to connect inlet and outlet water pipes, power supply and add natural salt to the pool, and then it can be used.
- Titanium electrode, good corrosion resistance.



| Model | Connection Size | Chlorine Production Rate (G/hour) | Suitable for Pool Volume (m³) | Flow Switch | Lenght | Width | Height | Weight |
|-------|-----------------|-----------------------------------|-------------------------------|-------------|--------|-------|--------|--------|
| | | | | | (mm) | (mm) | (mm) | (kg) |
| QSS35 | DN40 | 35 | 85 | Yes | 220 | 130 | 360 | 8.5 |
| QSS50 | DN40 | 50 | 125 | Yes | 220 | 130 | 360 | 8.8 |

Cell Size :335x118x100mm



DOSING PUMP

AC A Simple and Reliable Electronic Solenoid Dosing Pump.

A microprocessor controlled solenoid dosing pump, with a simple, stable operation.

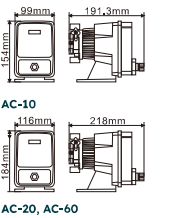
Characteristics:

1. Advanced design concepts and excellent manufacturing process, creating a long membrane life.
2. Diaphragm is made of pure solid PTFE material, can be used compatibility with most of the chemicals.

- Enclosure Materials: PP.
- Protection Degree: IP65.
- Pump Head Materials: Pump body- PVDF (with manual priming valve).
- Valves: PVDF.
- Balls: Ceramic.
- Diaphragm: PTFE (the diaphragm has been tested over a period of 5 years).
- Flow Rate Manual Adjustment: 0-100%.
- Digital display flow rate, simply adjust the flow rate.



| Model | AC-10 | AC-20 | AC-60 |
|------------------|------------------|-----------|-----------|
| Power Supply | W/V/Hz 14/220/50 | 40/220/50 | 40/220/50 |
| Flow | L/h 9 | 18 | 54 |
| Maximum Pressure | Bar 10 | 16 | 5 |



AUTOMATIC CHLORINE FEEDER

- CL** - CL-100, CL-200, CL-220 Suitable for SPA pool and small size pool.
- CL-500, CL-800, CL-1000 Suitable for big size and medium size pool.

| Model | CL-100 | CL-200 | CL-220 | CL-500 | CL-800 | CL-1000 |
|------------|---------|---------|---------|---------|---------|----------|
| Volume(lb) | 4.2 | 9.0 | 9.0 | 50.0 | 80.0 | 100.0 |
| LxH(mm) | 120x410 | 165x390 | 165x390 | 225x567 | 225x927 | 225x1107 |

